



CATALOGUE

WOODWORKING TOOLS

SHAOXING JIUTAI IMP. & EXP. CO., LTD.

ADD: 8/F, A building, Jiayi Plaza.No.127, Renmin (E) Rd. Xinchang Shaoxing, Zhejiang, China

TEL: 86 575 86028004 86623004 86033674

Wechat : longsharptools

What'sApp: + 86 18006850990

2024

LS 001

Hand Saw With Wood Handle



Size: 14", 16", 18", 20", 22", 24"

- * High Quality Mn steel, Harded Teeth.
- B type tooth
- * Hard wood handle, Fixed with 3 rivets
- * Each packed with color sleeve.
- * Hand Saw for wood working
- * HS.Code: 8202100000

LS 002

Hand Saw With Wood Handle



Size: 16", 18", 20", 22", 24"

- * High Quality Mn steel, Harded Teeth.
- B type tooth
- * Big Hard wood handle
- * Each packed with color sleeve.
- * Hand Saw for wood working

LS 003

Hand Saw With Wood Handle



Size: 16", 18", 20", 22"

- * High Quality Mn steel
- * Hard wood handle, Fixed with 3 rivets
- * Each packed with color sleeve.
- * Hand Saw for wood working

LS 004

High Quality Hand Saw



Size: 16", 18", 20", 22", 24"

- * High Quality Mn steel, Harded Teeth.
- * Hard wood handle, Fixed with 3 rivets
- * Each packed with color sleeve.

LS 010

High Quality Hand Saw



Size: 18", 20", 22", 24"

- * High Quality Mn steel, Harded Teeth.
- * Big Hard wood handle enwrapped with soft rubber.
- * Sharped teeth for 3 sides.

LS 011

Hand Saw With Wood Handle



Size: 18", 20", 22", 24"

- * High Quality Mn steel, Harded Teeth.
- * Big Hard wood handle enwrapped with soft rubber.
- * Sharped teeth for 3 sides.

LS 012

Hand Saw With Wood Handle



Size: 18", 20", 22", 24"

- * High Quality Mn steel. Sandblasting Treated on the saw blade.
- * Big Hard wood handle enwrapped with soft rubber.

LS 018

Special Hand Saw



Size: 20", 22", 24"

- * High Quality Mn steel, Big type Teeth.
- * Hard wood handle
- * Each packed with color sleeve.
- * Hand Saw for Saw cut cement bricks

Packing data:


Size	Packing	G.W/N.W	MEAS
16"(400mm)	24/48pcs/Qty	16/14Kgs	52X40X22cm
18"(450mm)	24/48pcs/Qty	18/16Kgs	57X40X22cm
20"(500mm)	24/48pcs/Qty	20/18Kgs	62X40X22cm
22"(550mm)	24/48pcs/Qty	22/20 Kgs	67X38X22cm
24"(600mm)	24/48pcs/Qty	24/22Kgs	72X40X22cm

Tooth Type:



LS 021

High Quality Hand Saw



Size: 18", 20", 22", 24"

- * High Quality Mn steel, Harded Teeth.
- * PVC+ TPR handle
- * Each packed with color sleeve.
- * Hand Saw for wood working
- * HS.Code: 82021000

LS 021

High Quality Hand Saw



Size: 16", 18", 20", 22", 24"

- * High Quality Mn steel, Harded Teeth.
- * PVC+ TPR handle
- * B or C type teeth
- * Each packed with color sleeve.

LS 022

High Quality Hand Saw



Size: 18", 20", 22", 24"

- * High Quality Mn steel, Harded Teeth.
- * PVC+ TPR handle
- * B or C type teeth
- * Each packed with color sleeve.
- * Hand Saw for wood working

LS 023

High Quality Hand Saw



Size: 16", 18", 20", 22", 24"

- * High Quality Mn steel, Sharped Teeth.
- * PVC+ TPR handle
- * Each packed with color sleeve.
- * Hand Saw for wood working

LS 024

High Quality Hand Saw



Size: 16", 18", 20", 22", 24"

- * High Quality Mn steel, C Teeth.
- * Plastic handle
- * Each packed with color sleeve.
- * Hand Saw for wood working

LS 025

High Quality Hand Saw



Size: 16", 18", 20", 22", 24"

- * High Quality Mn steel, C Teeth.
- * PVC+ TPR handle
- * Each packed with color sleeve.
- * Hand Saw for wood working

Packing data:

Size	Packing	G.W/N.W	MEAS
16"(400mm)	24/48pcs/Qty	14/12Kgs	52X40X22cm
18"(450mm)	24/48pcs/Qty	16/14Kgs	57X40X22cm
20"(500mm)	24/48pcs/Qty	18/16Kgs	62X40X22cm
22"(550mm)	24/48pcs/Qty	20/18 Kgs	67X38X22cm
24"(600mm)	24/48pcs/Qty	22/20Kgs	72X40X22cm

Tooth Type:



LS 026

High Quality Hand Saw



Size: 16", 18", 20", 22", 24"

- * High Quality Mn steel, C type Teeth.
- * PVC+ TPR handle
- * Each packed with color sleeve.
- * Hand Saw for wood working

LS 027

High Quality Hand Saw



Size: 16", 18", 20", 22", 24"

- * High Quality Mn steel. C type Teeth.
- * PVC+ TPR handle
- * Each packed with color sleeve.
- * Hand Saw for wood working



LS 028

High Quality Hand Saw



Size: 18", 20", 22", 24"

- * High Quality Mn steel, Harded Teeth.
- * C Type teeth.
- * PVC+ TPR handle.
- * Each packed with color sleeve.

LS 029

High Quality Hand Saw



Size: 16", 18", 20", 22"

- * High Quality Mn steel, C Type Teeth.
- * PVC+ TPR handle
- * Each packed with color sleeve.
- * Hand Saw for wood working

LS 030

High Quality Hand Saw



Size: 16", 18", 20", 22", 24"

- * High Quality Mn steel, Harded Teeth.
- * PVC+ TPR handle
- * Each packed with color sleeve.
- * C Type teeth

LS 032

High Quality Hand Saw



Size: 16", 18", 20", 22", 24"

- * High Quality Mn steel, Harded Teeth.
- * PVC+ TPR handle.
- * B or C Type teeth.
- * Each packed with color sleeve.

LS 033

High Quality Hand Saw



Size: 16", 18", 20", 22", 24"

- * High Quality Mn steel, Harded Teeth.
- * PVC+ TPR handle.
- * Each packed with color sleeve.
- * B or C Type teeth.

LS 034

High Quality Hand Saw



Size: 16", 18", 20", 22", 24"

- * High Quality Mn steel, Harded Teeth.
- * PVC+ TPR handle.
- * Each packed with color sleeve.
- * B or C Type teeth.

LS 035

High Quality Hand Saw



Size: 16", 18", 20", 22", 24"

- * High Quality Mn steel, Harded Teeth.
- * PVC+ TPR handle.
- * Each packed with color sleeve.
- * B or C Type teeth.

LS 036

High Quality Hand Saw




Size: 16", 18", 20", 22", 24"

- * High Quality Mn steel, Harded Teeth.
- * PVC+ TPR handle.
- * Each packed with color sleeve.
- * Hand Saw for wood working

LS 037

High Quality Hand Saw



Size: 16", 18", 20", 22", 24"

- * High Quality Mn steel, Harded Teeth.
- * PVC+ TPR handle.
- * Each packed with color sleeve.
- * Hand Saw for wood working



Hand Saw, Saw Blade & Band Saw Firmer Chisel & Clamp

LS 038

High Quality Hand Saw



Size: 18", 20"

- * High Quality Mn steel, Harded Teeth.
- * B type teeth
- * PVC+ TPR handle
- * Each packed with color sleeve.

LS 040

High Quality Hand Saw




Size: 16", 18", 20"

- * High Quality Mn steel, Harded Teeth.
- * B type teeth
- * Plastic handle
- * Each packed with color sleeve.

LS 041

High Quality Hand Saw



Size: 16", 18", 20", 22", 24"

- * High Quality Mn steel, B type teeth.
- * PVC+ TPR handle
- * Each packed with color sleeve.
- * Hand Saw for wood working

LS 042

Hand Saw



Size: 16", 18", 20", 22"

- * High Quality Mn steel, B Type Teeth.
- * PVC+ TPR handle, with a Spirit Bubble.
- * Each packed with color sleeve.
- * Hand Saw for wood working

LS 043

Hand Saw




Size: 16", 18", 20", 22", 24"

- * High Quality Mn steel, Harded Teeth.
- * C type teeth
- * Plastic handle
- * Each packed with color sleeve.

LS 044

Hand Saw



Size: 16", 18", 20", 22", 24"

- * High Quality Mn steel, Harded Teeth.
- * A or B type
- * Plastic handle
- * Each packed with color sleeve.

LS 047

Russian Hand Saw



Size: 20" (500 mm)

- * High Quality Mn steel, B Type Teeth.
- * 3 Tooth/1". Sharped Teeth.
- * Plastic handle
- * Each packed with color sleeve.
- * 24/48 Pcs/Qty 22/20 Kgs 60x38x22 cm

LS 048

Russian Hand Saw



Size: 24" (600 mm)

- * High Quality Mn steel, B Type Teeth.
- * 2 Tooth/1". Sharped Teeth.
- * Plastic handle
- * Each packed with color sleeve.
- * 12/24Pcs/Qty 20/18 Kgs 70x42x16 cm

LS 050

High Quality Hand Saw



Size: 16", 18", 20", 22", 24"

- * High Quality Mn steel, C Type Teeth.
- * Sandblasting Treatmented on the saw blade.
- * PVC+ TPR handle
- * Each packed with color sleeve.



Hand Saw, Saw Blade & Band Saw Firmer Chisel & Clamp

LS 051

High Quality Hand Saw



- Size: 16", 18", 20", 22", 24"
- * High Quality Mn steel, C Type Teeth.
 - * Sandblasting Treated on the saw blade.
 - * PVC+ TPR handle
 - * Each packed with color sleeve.

LS 052


High Quality Hand Saw



- Size: 16", 18", 20", 22", 24"
- * High Quality Mn steel, C Type Teeth.
 - * Sandblasting Treated on the saw blade.
 - * PVC+ TPR handle

LS 053

High Quality Hand Saw



- Size: 16", 18", 20", 22", 24"
- * High Quality Mn steel, C Type Teeth.
 - * Sandblasting Treated on the saw blade.
 - * PVC+ TPR handle

LS 054

High Quality Hand Saw



- Size: 16", 18", 20", 22", 24"
- * High Quality Mn steel, C Type Teeth.
 - * Sandblasting Treated on the saw blade.
 - * PVC+ TPR handle

LS 055

High Quality Hand Saw



- Size: 16", 18", 20", 22", 24"
- * High Quality Mn steel, C Type Teeth.
 - * Sandblasting Treated on the saw blade.
 - * PVC+ TPR handle

LS 056

High Quality Hand Saw



- Size: 16", 18", 20", 22", 24"
- * High Quality Mn steel, C Type Teeth.
 - * Sandblasting Treated on the saw blade.
 - * PVC+ TPR handle

LS 057

High Quality Hand Saw



- Size: 16", 18", 20", 22", 24"
- * High Quality Mn steel, C Type Teeth.
 - * Sandblasting Treated on the saw blade.
 - * PVC+ TPR handle

LS 058

High Quality Hand Saw



- Size: 16", 18", 20", 22", 24"
- * High Quality Mn steel, C Type Teeth.
 - * Sandblasting Treated on the saw blade.
 - * PVC+ TPR handle

Hand Saw for Woodworking H.S.: 8202100000

Packing data:

Size	Packing	G.W/N.W	MEAS
16"(400mm)	24/48pcs/Qty 14/12Kgs	52X40X22cm	
18"(450mm)	24/48pcs/Qty 16/14Kgs	57X40X22cm	
20"(500mm)	24/48pcs/Qty 18/16Kgs	62X40X22cm	
22"(550mm)	24/48pcs/Qty 20/18 Kgs	67X38X22cm	
24"(600mm)	24/48pcs/Qty 22/20Kgs	72X40X22cm	

Tooth Type:



LS 060

High Quality 3pcs/Set Hand Saw



Size: 18" (450mm) Hand Saw 1 pcs
 12" (300mm) Tenon Saw 1 pcs
 6" (150mm) Board Saw 1 pcs
 * High Quality Mn steel, Hardened Teeth.
 * B type teeth. PVC+ TPR handle
 * Packing: Fabric Bag.
 12pcs/Qty 16/14kgs Meas: 64x41x24cm

LS 063

2 Pcs/Set Hand Saw



Size: 12" (300mm) Hand Saw 1 pcs
 6" (150mm) Mini Hacksaw 1 pcs
 * High Quality Mn steel. A type Teeth
 * PVC+ TPR handle
 * Hand Saw for Saw cut the wood & Metal
 * Packing: Blister Card.
 48pcs/Qty 16/14kgs Meas: 40x36x24cm

LS 066

High Quality Compass Saw



Size : 12" (300mm)
 * High Quality Mn steel. C Type Teeth.
 * Packing: 12" (300mm) 30/120pcs/Qty
 G.W./n.W.: 13/11 Kgs Meas:55X38X18cm

LS 061

3Pcs/Set High Quality Hand Saw



Size: 18" (450mm) Hand Saw 1 pcs
 12" (300mm) Tenon Saw 1 pcs
 6" (150mm) Board Saw 1 pcs
 * High Quality Mn steel, Hardened Teeth.
 * B type teeth. PVC+ TPR handle,
 * Packing: Blister Card.
 12pcs/Qty 16/14kgs Meas: 64x41x24cm

LS 064

5 Pcs/Set Hand Saw



Size: 14" Multifunction Manual Saw
 * High Quality Mn steel, A Type Teeth
 * Plastic handle
 * Each packed with color sleeve.
 * Packing data:
 14" (350mm) 60pcs/Qty G.W./N.W.: 18/16 Kgs
 Meas:53X32X22cm

LS 067

Russian Type Compass Saw



Size: 16" (400mm)
 * High Quality Mn steel, B Type Teeth.
 * Packing: 16" (400mm) 30/120pcs/Qty
 G.W./n.W.: 14/12 Kgs Meas:65X38X18cm

LS 062

High Quality 3P/Set Hand Saw



Size: 18" (450mm) Hand Saw 1 pcs
 12" (300mm) Tenon Saw 1 pcs
 6" (150mm) Board Saw 1 pcs
 * High Quality Mn steel, Hardened Teeth.
 * B type teeth. PVC+ TPR handle
 * Packing: Fabric Bag.
 12pcs/Qty 17/15kgs Meas: 64x41x24cm

LS 065

High Quality Compass Saw



Size: 12" (300mm)
 * High Quality Mn steel, Hardened Teeth.
 * B type teeth. PVC+ TPR handle,
 * Each packed with color sleeve.
 * Packing: 12" (300mm) 30/120pcs/Qty
 G.W./n.W.: 12/10 Kgs Meas:55X38X18cm

LS 068

Russian Type Compass Saw



Size: 12" (300mm)
 * High Quality Mn steel. B Type Teeth.
 * Packing: 12" (300mm) 30/120pcs/Qty
 G.W./n.W.: 12/10 Kgs Meas:55X38X18cm



LS 070

High Quality Hand Saw



Size: 14", 16", 18"

- * High Quality Mn steel, A type Teeth.
- * Hard wood handle
- * Each packed with color sleeve.
- * Hand Saw for wood working

LS 071

High Quality Hand Saw



Size: 14", 16", 17", 18"

- * High Quality Mn steel, A type Teeth.
- * ABS + TPR handle
- * Each packed with color sleeve.
- * Hand Saw for wood working

LS 072

Russian Type Hand Saw



Size: 16" (400 mm)

- * High Quality Mn steel, Harded Teeth.
- * Plactic handle
- * Packing: 24/48 Pcs/Qty 16/14 Kgs
- Meas: 49x28x30cm

LS 075

High Quality Small Back Saw



Size: 10", 12"

- * High Quality Mn steel, Harded Teeth.
- * Teeth 3mm/point. B type Teeth.
- * High quality plastic + TPR Handle.
- * Each packed with color sleeve.

LS 080

High Quality Tenon Saw



Size: 12" (300mm)

- * High Quality Mn steel, Harded Teeth.
- * Teeth 3mm/point. B type Teeth.
- * Plastic + TPR Handle.
- * Tenon Saw for wood working

LS 081

High Quality Tenon Saw



Size: 12" (300mm)

- * High Quality Mn steel
- * Teeth 3mm/point. B type Teeth.
- * Packing: 60 Pcs/Qty 16/14 Kgs
- Meas: 60x44x20cm

LS 082

High Quality Tenon Saw



Size: 12" (300 mm)

- * High Quality Mn steel, Harded Teeth.
- * Teeth 3mm/point. B type Teeth.
- * Plastic + TPR Handle.

LS 083

High Quality Tenon Saw



Size: 12" (300 mm)

- * High Quality Mn steel.
- * Teeth 3mm/point. B type Teeth.
- * Plastic + TPR Handle.
- * Each packed with color sleeve.

LS 085

Miter box Saw



Size: 10" (250 mm)

- * High Quality Mn steel, A type Teeth.
- * 10" Small back Saw with Plastic Frame
- * Packing: 40 Pcs/Qty 16/14 Kgs
- Meas: 61x32x53cm



Hand Saw, Saw Blade & Band Saw Firmer Chisel & Clamp

LS 086

Top Quality Mitre box Saw



Size: 12" (250 mm)

- * Tenon Saw, Harded & Sharped Teeth.
- * ABS Frame. Used for angle 22.5,45 & 90
- * Mitre Saw for wood working

LS 088

High Quality Mitre box Saw



Size: 12" (250 mm)

- * Tenon Saw, Harded & Sharped Teeth.
- * ABS Frame. Used for angle 22.5,45 & 90
- * Packing: 24 Pcs/Qty 20/18 Kgs
- Meas: 44x32x65cm

LS 090

Wall Board Saw



Size: 6"

- * High Quality Mn steel, A type Teeth.
- * Hard wood handle
- * Each packed with Blister card
- * Hand Saw for wood working

LS 091

High Quality Wall Board Saw



Size: 6" (150mm)

- * High Quality Mn steel, harded teeth
- * Sharped teeth for 2 sides.
- * Each packed with Blister card

LS 092

High Quality Wall Board Saw



Size: 6" (150mm)

- * High Quality Mn steel, harded teeth
- * Sharped teeth for 3 sides.
- * Each packed with Blister card
- * Packing: 72 Pcs/Qty 14/12 Kgs
- Meas: 50x37x26cm

LS 093

High Quality Wall Board Saw



Size: 6" (150mm)

- * High Quality Mn steel, harded teeth
- * Sharped teeth for 3 sides.
- * High Quality Rubber Handle
- * Each packed with Blister card

LS 094

High Quality Wall Board Saw



Size: 6" (150mm)

- * High Quality Mn steel, harded teeth
- * Sharped teeth for 3 sides.
- * High Quality Rubber Handle
- * Each packed with Blister card

LS 096

High Quality Wall Board Saw



Size: 6" (150mm)

- * High Quality Mn steel, C type teeth
- * Sharped teeth for 3 sides.
- * High Quality ABS Handle
- * Each packed with Blister card

LS 097

High Quality Wall Board Saw



Size: 6" (150mm)

- * High Quality Mn steel, harded teeth
- * Sharped teeth for 3 sides.
- * High Quality Rubber Handle
- * Each packed with Blister card



LS 098

Wall Board Saw



Size: 6" (150mm)

- * High Quality Mn steel, C type teeth
- * Sharped teeth for 3 sides.
- * High Quality ABS Handle
- * Each packed with Blister card


LS 099

Wall Board Saw



Size: 6" (150mm)

- * High Quality Mn steel, C type teeth
- * Sharped teeth for 3 sides.
- * Hard Wooden Handle
- * Each packed with Blister card



Masonry Saw

Packing data:

Size	Packing	G.W/N.W	MEAS
28"(710mm)	6 /12pcs/Qty	19/18Kgs	81 X40X16cm

LS 100

High Quality Masonry Saw



Size: 28" (710 mm)

- * High Quality 65Mn steel made saw blade
- * PTFE Coated blade provides low friction And prevent rusty.
- * TCT Blade for cutting Cement brick.
- * Each packed with color paper sleeve.

LS 101

High Quality Masonry Saw



Size: 28" (710 mm)

- * High Quality 65Mn steel made saw blade
- * PTFE Coated blade provides low friction And prevent rusty.
- * TCT Blade for cutting Cement brick.
- * Hard Wood Handle

LS 102

High Quality Masonry Saw



Size: 28" (710 mm)

- * High Quality 65Mn steel made saw blade
- * PTFE Coated blade provides low friction And prevent rusty.
- * TCT Blade for cutting Cement brick.
- * Each packed with color paper sleeve.

LS 105

Multifunctional Hand Saw



Size: 320mm

- * High Quality Mn steel. Sharped teeth.
- * Aluminium alloy handle
- * Blade can be positioned in 5 different Angles for the most suitable working.
- * Saw cut for hardwood & aluminium alloy.

LS 106

High Quality Board Saw



Size: 14", 16"

- * High Quality Mn steel.
- * Teeth Space: 13 points
- * Comfortable Rubber Handle.
- * Each packed with color sleeve.

Multifunctional Hand Saw

Packing data:

Size	Packing	G.W/N.W	MEAS
320mm	30 pcs/Qty	15/13 Kgs	55x41x18cm

Board Saw

Packing data:

Size	Packing	G.W/N.W	MEAS
14"(350mm)	24/72pcs/Qty	20/18Kgs	48 X32X22cm
16"(400mm)	24/72pcs/Qty	22/20Kgs	53 X32X22cm

LS 110

Bi-Metal Hole Saw



Size: 16 – 200 mm

- * High Quality Bi-Metal
- * Size: 5/8"(16mm),3/4"(19mm),7/8"(22mm), 1"(25mm),1-1/8"(29mm),1-3/16"(30mm), 1-1/4"(32mm),1-3/8"(35mm),1-1/2" (38mm), 1-3/4"(44mm),1-7/8"(48mm),2" (51mm), 2-1/8"(54mm),2-1/4"(57mm),2-3/8"(60mm), 7-7/8"(200mm).
- * Cut accurate holes in machinable materials up to 38mm-44mm thickness.
- * Used in portable electric, air tools, drill presses, lathes boring mills, milling machines etc.

LS 113

Arbors For Hole Saw



Size:

- * Shank: 7/16 Hex , Chuck: 1/2 , Thread: 5/8-18UNF, Fits to hole Saw: 1-1/4-8
- * Shank: 5/8 Hex ,Chuck: 3/4 Thread: 5/8-18UNF, Fits to hole Saw: 1-1/4-8
- * High Quality Carbon Steel
- * Packing with color paper box

LS 111

Bi-Metal Hole Saw With Arbors



Size: 16 – 152 mm

- * High Quality Bi-Metal.
- * Size: 5/8"(16mm),3/4"(19mm),7/8"(22mm), 1"(25mm),1-1/8"(29mm),1-3/16"(30mm), 1-1/4"(32mm),1-3/8"(35mm),1-1/2" (38mm), 1-3/4"(44mm),1-7/8"(48mm),2" (51mm), 2-1/8"(54mm),2-1/4"(57mm), 2-3/8"(60mm) ,.....6"(152mm).
- * Cut accurate holes in machinable materials up to 38mm- 44mm thickness.
- * Used in portable electric, air tools,drill presses, lathes boring mills, milling machines etc.
- * Packing with a color paper box.

LS 116

16 Pcs/Set Bi-Metal Hole Saw



Size:

- * High Quality Bi-metal.
- * 16 Pcs/Set Bi-metal Hole Saws: 3/4"(19mm),25/32"(20mm),7/8"(22mm), 1"(25mm),1-1/8"(29mm),1-1/4"(32mm), 1-3/8"(35mm),1/2"(38mm),1-3/4"(44mm), 2"(51mm),2-1/4"(57mm),2-5/8"(67mm), 3"(76mm).
- * Arbor: 2 pcs Extension 12" 1 pcs
- * Packing with a aluminum alloy Case.
- * Packing: 5 Set/Qty 10/9 Kgs
- Meas: 37x23x37cm

LS 112

Hole Saw



Size: 1" – 2-1/2"

- * High Quality Mn steel.
- * 7 Pcs/Set 1",1-1/4",1-1/2",1-3/4",2", 2-1/4",2-1/2"
- * Hole Saw with Arbors
- * Each packed with blister card.
- * Hole Saw for wood working

LS 118

9 Pcs/Set Tungsten Carbide Critten Bi-Metal Hole Saw




Size:

- * High Quality Bi-metal.
- * Hole Saw: 33mm,43mm,53mm,63mm,67mm, 73mm, 83mm.
- * Packing with plastic Case
- * Tungsten Carbide Critten Hole Saws Cutting for Masonry
- * Packing: 10 Set/Qty 24/23 Kgs
- Meas: 47x28x41.5cm



LS 180

High Quality Mitre Saw



Size: 22" (550 mm)

- * High Quality carbon steel saw blade
- * Mitre Saw cutting for wood, aluminum etc.
- * Adjust with angle as 90°、 45°、 36°、 30°、 22.5°
- * Packing with a color paper box
- * Packing: 1 Set/Qty 5/4.2 Kgs
- Meas: 63x23x10.5cm



LS 200

2 Pcs/Set Jig Saw Blades



Size: 100 mm

- * D Type Jig Saw blade
- * High Carbon steel
- * Each packed with paper card.
- * Packing: 400 Set/Qty 15.5/14.5 Kgs
- Meas: 36x36x17cm

LS 204

5pcs/Set T Type Jig Saw Blades



Size: 76mm 100mm

- * High Carbon steel
- * Each packed with paper card.
- * Jig Saw blade for wood working
- * Packing: 400 Set/Qty 11/10 Kgs

LS 207

5pcs/Set T Type Jig Saw Blades



Size: 100 mm

- * T Type Jig Saw blade
- * High Carbon steel
- * Each packed with double blister.
- * Packing: 120set/Qty G.W: 10Kgs
- Meas:36X36X17cm

LS 201

High Quality Jig Saw Blades



Size: 240 mm

- * High Quality Mn steel, B type Teeth.
- * Each 2 packed with color sleeve.
- * Saw blade for wood working

LS 205

5pcs/Set T Type Jig Saw Blades



Size: 100mm

- * High Carbon steel
- * Each packed with paper card.
- * Jig Saw blade for wood working
- * Packing: 400 Set/Qty 15/14 Kgs

LS 208

5pcs/Set T Type Jig Saw Blades



Size: 100 mm

- * T Type Jig Saw blade
- * High Carbon steel
- * Each packed with plastic box.
- * Packing: 100set/Qty G.W: 12Kgs
- Meas:42X36X17cm

LS 203

3 Pcs/Set Jig Saw Blades



Size: A 100mm B 100mm

- * T Type Jig Saw blade
- * High Carbon steel
- * Each packed with paper card.
- * Jig Saw blade for wood working

LS 206

5pcs/Set T Type Jig Saw Blades



Size: 100mm 76mm 76mm

- * High Carbon steel
- * Each packed with paper card.
- * Hand Saw for wood working
- * Packing: 76mm 400set/Qty G.W: 14Kgs
- Meas:36X36X17cm
- 76mm 400set/Qty G.W: 14Kgs
- Meas:36X36X17cm
- 100mm 400set/Qty G.W: 15Kgs
- Meas:36X36X17cm



LS 210

Circular Saw Blade



Size:

- 4"(100mm) x 1.0 x 12.7 x 24T
- 5"(125mm) x 1.2 x 20.0 x 24T
- 6"(150mm) x 1.3 x 20.0 x 24T
- 7"(180mm) x 1.5 x 25.4 x 40T/60T
- 8"(200mm) x 1.6 x 25.4 x 40T/60T
- 9"(230mm) x 1.7 x 25.4 x 40T/60T
- 10"(250mm) x 1.8 x 25.4 x 40T/60T/80T
- 12"(300mm) x 2.0 x 30.0 x 80T/100T
- 14"(350mm) x 2.2 x 30.0 x 80T/100T
- 16"(400mm) x 2.2 x 30.0 x 100T/120T
- 18"(450mm) x 3.0 x 30.0 x 100T/120T
- 20"(500mm) x 3.0 x 30.0 x 100T/120T

- * High Quality Carbon Steel
- * Y type Tooth: Left and Right Tooth
- * DIY Grade
- * Saw Blade For Cut Wood and Mild Plastic

LS 211

High Quality Circular Saw Blade



Size:

- 4"(100mm) x 1.0 x 12.7 x 24T
- 5"(125mm) x 1.2 x 20.0 x 24T
- 6"(150mm) x 1.3 x 20.0 x 24T
- 7"(180mm) x 1.5 x 25.4 x 40T/60T
- 8"(200mm) x 1.6 x 25.4 x 40T/60T
- 9"(230mm) x 1.7 x 25.4 x 40T/60T
- 10"(250mm) x 1.8 x 25.4 x 40T/60T/80T
- 12"(300mm) x 2.0 x 30.0 x 80T/100T
- 14"(350mm) x 2.2 x 30.0 x 80T/100T
- 16"(400mm) x 2.2 x 30.0 x 100T/120T
- 18"(450mm) x 3.0 x 30.0 x 100T/120T
- 20"(500mm) x 3.0 x 30.0 x 100T/120T

- * High Quality Carbon Steel
- * Z type Tooth: Altermate Tooth
- * Professional Grade
- * Saw Blade For Cut Wood and Mild Plastic
- * HS.Code: 82023900

LS 213

Circular Saw Blade For Cutting Aluminum



Size: 10" (250mm) 12" (300mm)

- * High Quality T.C.T Steel
- * G type Tooth: Tooth form not mild even. use for plastic, mild metal and other. Especially for aluminum.
- * Professional Grade
- * Saw Blade For Cutting Aluminum
- 10"(250mm) x 2.0 x 25.4 x 80T
- 10"(250mm) x 2.0 x 25.4 x 100T
- 12"(300mm) x 2.0 x 30.0 x 80T/100T

LS 214

Circular Saw Blade For Cutting Steel



Size: 16", 18", 20", 22", 24"

- * High Quality T.C.T Steel
- * G type Tooth: Tooth form not mild even. use for plastic, mild metal and other. Especially for aluminum.
- * Professional Grade
- * Circular Saw Blade For Cutting steel
- 10"(250mm) x 2.0 x 25.4 x 80T
- 10"(250mm) x 2.0 x 25.4 x 100T
- 12"(300mm) x 2.0 x 30.0 x 80T/100T



LS 215

Circular Saw Blade For Cutting Aluminum



Size: 10" (250mm) 12" (300mm)

- * High Quality T.C.T Steel
- * G type Tooth: Tooth form not mild even. use for plastic, mild metal and other. Especially for aluminum.
- * Professional Grade
- * Saw Blade For Cutting Aluminum
- 10"(250mm) x 2.0 x 25.4 x 80T
- 10"(250mm) x 2.0 x 25.4 x 100T
- 12"(300mm) x 2.0 x 30.0 x 80T/100T

LS 218

High Speed Steel Circular Saw Blade




Size: 20mm - 300mm

- * Made of High Quality M2 high speed Steel
- * Hole Dia: 10-40mm. Thickness: 0.4 - 5mm
- * Circular Saw Blade For Cutting steel
- * HS.Code: 8202390000

LS 219

High Speed Steel Circular Saw Blade



Size:

- 8" (200mm), 10"(250mm),12"(300mm), 14"(350mm)16"(400mm),18"(450mm), 20"(500mm)
- Hole Dia: 25.4mm,30mm.50mm.
- Thickness: 1mm,1.2mm,1.4mm,1.6mm, 2mm,2.5mm,3mm,4mm
- * Made of High Quality M2 high speed Steel
- * Each packed with color paper box.
- * Saw Blade For Cutting stainless steel.

LS 220

Diamond Saw Blade - Dry Type



Size:

- 4"(105mm) x 8 segment
- 5"(125mm) x 9 segment
- 6"(150mm) x 12 segment
- 7"(180mm) x 14 segment
- 8"(200mm) x 14 segment
- 9"(230mm) x 18 segment
- 10"(250mm) x 18 segment
- 12"(300mm) x 22 segment
- 14"(350mm) x 24 segment

- * High Quality Diamond,
- * Each packed with color paper box.
- * Diamond Saw Blade for cutting cement floor

LS 221

Diamond Saw Blade - Wet Type



Size:

- 4"(105mm) 200pcs/Qty G.W.:19 Kgs Meas:41x34x22cm
- 5"(125mm) 200pcs/Qty G.W.:28 Kgs Meas:48x46x18cm
- 6"(150mm) 100pcs/Qty G.W.:21Kgs Meas:25x46x29cm
- 7"(180mm) 50pcs/Qty G.W.:17 Kgs Meas:26x33x24cm
- 8"(200mm) 50pcs/Qty G.W.:23 Kgs Meas:27x40x31cm
- 9"(230mm) 50pcs/Qty G.W.:30 Kgs Meas:30x40x31cm
- 10"(250mm)10pcs/Qty G.W.:33 Kgs Meas:27x27x14cm
- 12"(300mm)10pcs/Qty G.W.:29 Kgs Meas:32x32x16cm
- 14"(350mm) 5pcs/Qty G.W.:26 Kgs Meas:38x38x18cm

- * Diamond Saw Blade for cutting cement floor
- HS.Code: 8202390000

LS 222

Diamond Saw Blade - Turbo Wave Type



Size:

- 4"(105mm) 200pcs/Qty G.W.:19 Kgs Meas:41x34x22cm
- 5"(125mm) 200pcs/Qty G.W.:28 Kgs Meas:48x46x18cm
- 6"(150mm) 100pcs/Qty G.W.:21 Kgs Meas:25x46x29cm
- 7"(180mm) 50pcs/Qty G.W.:17 Kgs Meas:26x33x24cm
- 8"(200mm) 50pcs/Qty G.W.:23 Kgs Meas:27x40x31cm
- 9"(230mm) 50pcs/Qty G.W.:30 Kgs Meas:30x40x31cm

- * Diamond Saw Blade for cutting cement floor



Hand Saw, Saw Blade & Band Saw Firmer Chisel & Clamp

LS 223

Diamond Saw Blade – Dry & Wet Type



Size:

4"(105mm) 200pcs/Qty G.W.:19 Kgs

Meas:41x34x22cm

5"(125mm) 200pcs/Qty G.W.:28 Kgs

Meas:48x46x18cm

6"(150mm) 100pcs/Qty G.W.:21 Kgs

Meas:25x46x29cm

7"(180mm) 50pcs/Qty G.W.:17 Kgs

Meas:26x33x24cm

8"(200mm) 50pcs/Qty G.W.:23 Kgs

Meas:27x40x31cm

9"(230mm) 50pcs/Qty G.W.:30 Kgs

Meas:30x40x31cm

10"(250mm)10pcs/Qty G.W.:33 Kgs

Meas:27x27x14cm

* Diamond Saw Blade for cutting cement floor

LS 224

Diamond Saw Blade – Laser Welded



Size:

4"(105mm) x 8 segment

5"(125mm) x 10 segment

6"(150mm) x 11 segment

7"(180mm) x 13 segment

8"(200mm) x 14 segment

9"(230mm) x 16 segment

10"(250mm) x 18 segment

12"(300mm) x 20 segment

14"(350mm) x 24 segment

16"(400mm) x 28 segment

18"(450mm) x 32 segment

20"(500mm) x 36 segment

* Diamond Saw Blade for cutting cement floor



LS 225

Diamond Saw Blade For Cut Asphalt



Size:

12"(300mm) x 1" x 20 mm x 10 mm

high segment

14"(350mm) x 1" x 20 mm x 10 mm

high segment

* Diamond Saw Blade for For Cut Asphalt

* Diamond Saw Blade have four type:

Cold pressed, hot-presses, brazing & laser

* HS.Code: 82023900

LS 226

Diamond Saw Blade For Cut Marble Etc



Size:

12"(300mm) x 1" x 20 mm x 12 mm

high segment

14"(350mm) x 1" x 20 mm x 15 mm

high segment

* Diamond Saw Blade for For Cut Marble

* Diamond Saw Blade have four type:

Cold pressed, hot-presses, brazing & laser



LS 230

Band Saw For Woodworking



Size:

10 x 0.6mm x 25m x 6 Pack:20rolls/Qty

G.W.:22Kgs Meas:28.5x28.5x35cm

15 x 0.6mm x 25m x 6 Pack:20rolls/Qty

G.W.:34Kgs Meas:28.5x28.5x39cm

20 x 0.6mm x 25m x 6 Pack:10rolls/Qty

G.W.:23 Kgs Meas:28.5x28.5x25cm

25 x 0.6mm x 25m x 7 Pack:10rolls/Qty

G.W.:33 Kgs Meas:28.5x28.5x30cm

25 x 0.7mm x 25m x 7 Pack:10rolls/Qty

G.W.:35 Kgs Meas:28.5x28.5x30cm

30 x 0.8mm x 25m x 9 Pack:5rolls/Qty

G.W.:23 Kgs Meas:34x34x18cm

35 x 1.0mm x 25m x 12 Pack:5rolls/Qty

G.W.:34 Kgs Meas:4x34x21cm

50 x 0.9mm x 90m Pack:2rolls/Qty

50 x 1.0mm x 100m Pack:2rolls/Qty

* Made of High Quality 65Mn Steel

* Band Saw For Woodworking

* Packing with flax enlaced

* HS.Code: 8202290000

LS 232

Mest Band Saw



Size:

12.7 x 0.5mm x 4T

15.8 x 0.6mm x 4T

* Made of High Quality 65Mn Steel

* Mest Band Saw for cutting meat, fish, bone.

* Packing with plastic bag

* HS. Code: 82022000

LS 235

Bi-Metal Band Saw



Size:

19 x 0.9 x 6

27 x 0.9 x 3~4,4,4~6

34 x 1.1 x 3~4

41 x 1.3 x 2,4, 4~6

* Made of High Quality Bi-metal M42

* Mest Band Saw for cutting metal.

* OEM made

* HS. Code: 82022000



LS 240

Wood Chisel With Wooden Handle



Size:

- 1/4" (6mm) Packing: 12/120pcs/Qty
G.W.:12 kgs Meas: 42x29x18cm
- 5/16"(8mm) Packing: 12/120pcs/Qty
G.W.:13 kgs Meas: 42x29x18cm
- 3/8" (10mm) Packing: 12/120pcs/Qty
G.W.:14 kgs Meas: 42x29x18cm
- 1/2" (12mm) Packing: 12/120pcs/Qty
G.W.:16 kgs Meas: 42x29x18cm
- 5/8" (16mm) Packing: 12/120pcs/Qty
G.W.:20 kgs Meas: 49x31x20cm
- 3/4" (18mm) Packing: 12/120pcs/Qty
G.W.:22 kgs Meas: 49x31x20cm
- 7/8" (22mm) Packing: 12/120pcs/Qty
G.W.:24 kgs Meas: 49x31x20cm
- 1" (24mm) Packing: 12/120pcs/Qty
G.W.:25 kgs Meas: 49x31x20cm
- 1-1/4"(32mm)Packing: 12/120pcs/Qty
G.W.:32 kgs Meas: 49x31x20cm

* High Quality Carbon Steel.
Germany type wood chisel

LS 245

High Quality Wood Chisel



Size: 1/4", 1/2", 3/4", 1"

- * High Quality Carbon Steel.
- * Skidproof Plastic Handle
- * Packing: 12 pcs/paper box
- * Wood Chisel for wood working

LS 242

High Quality Wood Chisel



Size:

- 1/2" (12mm) Packing: 12/72pcs/Qty
G.W.:16 kgs Meas: 45x29x22cm
- 5/8" (16mm) Packing: 12/72pcs/Qty
G.W.:20 kgs Meas: 49x31x20cm
- 3/4" (18mm) Packing: 12/120pcs/Qty
G.W.:22 kgs Meas: 49x31x20cm
- 7/8" (22mm) Packing: 12/120pcs/Qty
G.W.:24 kgs Meas: 49x31x20cm
- 1" (24mm) Packing: 12/120pcs/Qty
G.W.:25 kgs Meas: 49x31x20cm

- * High Quality Carbon Steel.
- * Skidproof Plastic Handle
- * Packing: 12 pcs/paper box
- * HS.Code: 8205300000

LS 246

High Quality Wood Chisel



Size: 1/4", 1/2", 3/4", 1"

- * High Quality Carbon Steel.
- * Skidproof Plastic Handle
- * Packing: 12 pcs/paper box
- * Wood Chisel for wood working

LS 243

High Quality Wood Chisel



Size:

- 1/2" (12mm) Packing: 12/72pcs/Qty
G.W.:16 kgs Meas: 45x29x22cm
- 5/8" (16mm) Packing: 12/72pcs/Qty
G.W.:20 kgs Meas: 49x31x20cm
- 3/4" (18mm) Packing: 12/120pcs/Qty
G.W.:22 kgs Meas: 49x31x20cm
- 7/8" (22mm) Packing: 12/120pcs/Qty
G.W.:24 kgs Meas: 49x31x20cm
- 1" (24mm) Packing: 12/120pcs/Qty
G.W.:25 kgs Meas: 49x31x20cm

- * High Quality Carbon Steel.
- * Skidproof Plastic Handle
- * Packing: 12 pcs/paper box
- * Wood Chisel for wood working

LS 247

High Quality Wood Chisel



Size: 1/4", 1/2", 3/4", 1"

- * High Quality Carbon Steel.
- * Skidproof Plastic Handle
- * Packing: 12 pcs/paper box
- * Wood Chisel for wood working

Hand Saw, Saw Blade & Band Saw Firmer Chisel & Clamp

LS 248

High Quality Wood Chisel



Size: 1/4", 1/2", 3/4", 1"

- * High Quality Carbon Steel.
- * Skidproof Plastic Handle
- * Packing: 12 pcs/paper box
- * Wood Chisel for wood working

LS 251

High Quality Wood Chisel



Size:

- * High Quality Carbon Steel.
- * Transparent Rubber Handle
- * Packing: 12 pcs/paper box

LS 252

3Pcs/Set Wood Chisel



Size: 1/2", 1-3/4" & 1"

- * Packing with Blister: 36Set/Qty
- G.W.:24 kgs Meas: 32x29x28cm
- * High Quality Carbon Steel.
- * High Quality Plastic Handle

LS 249

High Quality Wood Chisel



Size:

- 1/4" (6mm) Packing: 12/120pcs/Qty
G.W.:12 kgs Meas: 42x29x18cm
- 5/16"(8mm) Packing: 12/120pcs/Qty
G.W.:13 kgs Meas: 42x29x18cm
- 3/8" (10mm) Packing: 12/120pcs/Qty
G.W.:14 kgs Meas: 42x29x18cm
- 1/2" (12mm) Packing: 12/120pcs/Qty
G.W.:16 kgs Meas: 42x29x18cm
- 5/8" (16mm) Packing: 12/120pcs/Qty
G.W.:20 kgs Meas: 49x31x20cm
- 3/4" (18mm) Packing: 12/120pcs/Qty
G.W.:22 kgs Meas: 49x31x20cm
- 7/8" (22mm) Packing: 12/120pcs/Qty
G.W.:24 kgs Meas: 49x31x20cm
- 1" (24mm) Packing: 12/120pcs/Qty
G.W.:25 kgs Meas: 49x31x20cm
- 1-1/4"(32mm)Packing: 12/120pcs/Qty
G.W.:32 kgs Meas: 49x31x20cm
- * High Quality Carbon Steel.
- * Heavy Handle
- * Packing: 12 pcs/paper box

LS 253

3Pcs/Set Wood Chisel



Size: 1/2", 1-3/4" & 1"

- * Packing with Blister: 36Set/Qty
- G.W.:20 kgs Meas: 32x29x28cm
- * High Quality Carbon Steel.
- * High Quality Plastic Handle

LS 250

High Quality Wood Chisel



Size:

- * High Quality Carbon Steel.
- * Transparent Rubber Handle
- * Packing: 12 pcs/paper box

LS 253

High Quality Hand Saw



Size: 16", 18", 20", 22", 24"

- * High Quality Mn steel,Harded Teeth.
- * Hard wood handle
- * Each packed with color sleeve.
- * Hand Saw for wood working

LS 254

3Pcs/Set Wood Chisel



Size: 1/2", 1-3/4" & 1"

- * Packing with Blister: 36Set/Qty
- G.W.:20 kgs Meas: 32x29x28cm
- * High Quality Carbon Steel.
- * High Quality ABS+TPR Handle

LS 256

4Pcs/Set Wood Chisel



- Size: 1/4" ,1-1/2",3/4" & 1"
- * Packing with Blister: 12/36Set/Qty
 - G.W.:25 kgs Meas: 35x32x30cm
 - * High Quality Carbon Steel.
 - * High Quality ABS+TPR Handle
 - * HS.Code: 82051000

LS 257

4Pcs/Set Wood Chisel



- Size: 1/4" ,1-1/2",3/4" & 1"
- * Packing with Blister: 12/36Set/Qty
 - G.W.:25 kgs Meas: 35x32x30cm
 - * High Quality Carbon Steel.
 - * High Quality ABS+TPR Handle
 - * HS.Code: 82051000

LS 258

High Quality 4 Pcs/set Wood Chisel



- Size: 1/4" ,1-1/2",3/4" & 1"
- * High Quality CRV60 Steel.Forged.
 - hardness:HRC58-62
 - * High Quality Handle.Made of PP+TPR
 - * Packing : 12/36Set/Qty
 - G.W.:25 kgs Meas: 35x32x30cm
 - * Packing with plastic hanger.

LS 259

High Quality 4 Pcs/set Wood Chisel



- Size: 1/4" ,1-1/2",3/4" & 1"
- * High Quality CRV60 Steel.Forged.
 - hardness:HRC58-62
 - * High Quality Handle.Made of PP+TPR
 - * Packing : 12/36Set/Qty
 - G.W.:25 kgs Meas: 35x32x30cm

LS 265

6 Pcs/Set Carving Chisel



- Size:
- * High Quality Carbon Steel.
 - * High Quality Wood Handle
 - * Packing with Paper box
 - 6pcs/Set 60Set/Qty G.W.:16Kgs
 - Meas:32x29x28cm

LS 266

5 Pcs/Set Carving Chisel



- Size:
- * High Quality Carbon Steel.
 - * High Quality plastic Handle
 - * 5pcs/Set 120 Set/Qty G.w: 16kgs
 - * HS.Code: 82053000

LS 270

12 Pcs/Set Carving Chisel



- Size:
- * High Quality Carbon Steel.
 - * Packing with oxhide Big & a paper box.
 - *12pcs/Set 20Set/Qty G.W.:22Kgs Meas:52x32x28cm

LS 271

8 Pcs/Set Carving Chisel



- Size:
- * High Quality Carbon Steel.
 - * High Quality Wood Handle
 - * Packing with Wood box.

LS 272

12 Pcs/Set Carving Chisel



- * High Quality Carbon Steel.
- * High Quality Wood Handle
- * Packing with Wood box.
- 12pcs/Set 20Set/Qty G.W.:22Kgs
- Meas:52x32x28cm

LS 273

6 Pcs/Set Carving Chisel



Size:

- * High Quality Carbon Steel.
- * High Quality Wooden Handle
- * Packing: 6pcs/Set 40Set/Qty G.w: 18kgs
Meas: 52x32x20cm

LS 274

12 Pcs/Set Carving Chisel



Size:

- * High Quality Carbon Steel.
- * High Quality Wood Handle
- * Packing: 12pcs/Set 20Set/Qty G.W.:22Kgs
Meas:52x32x28cm

LS 275

6 Pcs/Set Turning Tools



Size:

- * High Quality Carbon Steel.
- * High Quality Wooden Handle
- * Packing with Wood Box
5Set/Qty G.w: 22kgs Meas: 62x33x33cm

LS 276

6 Pcs/Set Turning Tools



Size:

- * High Quality Carbon Steel.
- * High Quality Wood Handle
- * Packing with Wood box.
5Set/Qty G.W.:24Kgs Meas:62x32x35cm

LS 278

6 Pcs/Set Turning Tools



Size:

- * High Quality Carbon Steel.
- * High Quality Wood Handle
- * Packing with Wood box.
5Set/Qty G.W.:24Kgs Meas:62x32x35cm



Hand Saw, Saw Blade & Band Saw Firmer Chisel & Clamp

LS 280

Light Carpenter's Clamp



Size:	Packing	G.W.N.W.	MEAS
50x150	50pcs	13/12kgs	42x21x16cm
50x200	50pcs	14/13kgs	36x25x16cm
50x250	50pcs	15/14kgs	36x25x16cm
50x300	50pcs	16/15kgs	36x25x16cm
50x400	50pcs	18/17kgs	48x25x16cm
60x100	50pcs	18/17kgs	42x21x19cm
60x150	50pcs	19/18kgs	34x26x19cm
60x200	50pcs	20/19kgs	35x26x19cm
60x250	25pcs	11/10kgs	36x26x9.5cm
60x300	25pcs	12/11kgs	36x26x9.5cm
60x350	25pcs	12.5/11.5kgs	41x26x9.5cm
60x400	25pcs	13/12kgs	46x26x9.5cm
60x450	25pcs	14/13kgs	51x26x9.5cm
60x500	25pcs	15/14kgs	56x26x9.5cm
60x600	25pcs	16/15kgs	66x26x9.5cm
80x150	25pcs	11/10kgs	35x27x12cm
80x200	25pcs	12/11kgs	35x27x12cm
80x250	25pcs	13/12kgs	37x27x12cm
80x300	25pcs	14/13kgs	37x27x12cm
80x400	25pcs	15/14kgs	46x27x12cm
80x500	25pcs	17/16kgs	56x27x12cm
80x600	25pcs	18/17kgs	66x27x12cm
100x200	20pcs	15/14kgs	40x24x15cm
100x250	20pcs	16/15kgs	40x24x15cm
100x300	20pcs	17/16kgs	40x24x15cm
100x350	20pcs	18/17kgs	40x24x15cm
100x400	20pcs	19/18kgs	48x24x15cm
100x500	10pcs	11/10kgs	58x12x15cm
100x600	10pcs	12/11kgs	68x12x15cm
100x800	10pcs	14/13kgs	88x12x15cm
100x1000	10pcs	16/15kgs	108x12x15cm
120x200	20pcs	16/15kgs	39x24x17cm
120x250	20pcs	17/16kgs	39x24x17cm
120x300	20pcs	18/17kgs	39x24x17cm
120x350	20pcs	19/18kgs	43x24x17cm
120x400	20pcs	20/19kgs	48x24x17cm
120x450	10pcs	11/10kgs	53x12x17cm

LS 281

Heavy Carpenter's Clamp



Size	Packing	G.W.N.W.	MEAS
50x150	50pcs	16/15kgs	42x20x16cm
50x200	50pcs	17/16kgs	34x25x16cm
50x250	50pcs	19/18kgs	36x25x16cm
50x300	50pcs	20/19kgs	36x25x16cm
60x100	50pcs	22/21kgs	41x21x22cm
60x150	25pcs	12/11kgs	41x21x11cm
60x200	25pcs	13/12kgs	35x25x11cm
60x250	25pcs	14/13kgs	36x25x11cm
60x300	25pcs	15/14kgs	36x25x11cm
60x350	25pcs	16/15kgs	41x25x11cm
60x400	25pcs	17/16kgs	46x25x11cm
60x450	25pcs	18/17kgs	51x25x11cm
60x500	25pcs	19/18kgs	56x25x11cm
60x600	25pcs	20/19kgs	66x25x11cm
80x150	25pcs	14/13kgs	41x30x12.5cm
80x200	25pcs	16/15kgs	41x30x12.5cm
80x250	25pcs	17/16kgs	41x30x12.5cm
80x300	25pcs	19/18kgs	41x30x12.5cm
80x400	25pcs	20/19kgs	48x30x12.5cm
80x500	25pcs	21/20kgs	58x30x12.5cm
80x600	25pcs	22/21kgs	68x30x12.5cm
100x200	10pcs	11/10kgs	45x15x15cm
100x250	10pcs	11.5/10.5kgs	45x15x15cm
100x300	10pcs	12/11kgs	45x15x15cm
100x350	10pcs	13/12kgs	45x15x15cm
100x400	10pcs	15/14kgs	49x15x15cm
100x500	10pcs	16/15kgs	59x15x15cm
100x600	10pcs	17/16kgs	69x15x15cm
100x800	10pcs	19/18kgs	89x15x15cm
100x1000	10pcs	21/20kgs	109x15x15cm
120x200	10pcs	12/11kgs	46x15x17.5cm
120x250	10pcs	13/12kgs	46x15x17.5cm
120x300	10pcs	14/13kgs	46x15x17.5cm
120x350	10pcs	14.5/13.5kg	46x15x17.5cm
120x400	10pcs	15/14kgs	50x15x17.5cm
120x450	10pcs	15.5/14.5kgs	55x15x17.5cm
120x500	10pcs	16/15kgs	60x15x17.5cm

LS 282

German Type Carpenter's Clamp



Size	Packing	G.W.N.W.	MEAS
50x150	50pcs	18/17kgs	40x24x18cm
50x200	50pcs	19/18kgs	36x28x18cm
50x250	50pcs	20/19kgs	39x32x18cm
50x300	50pcs	21/20kgs	40x37x18cm
50x400	50pcs	22/21kgs	47x40x18cm
60x100	30pcs	13/12kgs	36x18x16cm
60x150	30pcs	14/13kgs	36x20x16cm
60x200	30pcs	15/14kgs	36x27x16cm
60x250	30pcs	16/15kgs	38x36x16cm
60x300	30pcs	17/16kgs	36x36x16cm
60x350	30pcs	18/17kgs	43x36x16cm
60x400	20pcs	14/13kgs	48x24x8cm
60x450	20pcs	14.5/13.5kgs	53x24x8cm
60x500	20pcs	15/14kgs	58x24x8cm
60x600	20pcs	16/15kgs	68x24x8cm
80x150	20pcs	16/15kgs	40x27x12.5cm
80x200	20pcs	17/16kgs	42x28x12.5cm
80x250	20pcs	18/17kgs	42x28x12.5cm
80x300	12pcs	11/10kgs	41x17x12.5cm
80x400	12pcs	12/11kgs	48x17x12.5cm
80x500	12pcs	13/12kgs	58x17x12.5cm
80x600	12pcs	14/13kgs	68x17x12.5cm
100x200	20pcs	17/16kgs	45x30x15cm
100x250	20pcs	18/17kgs	45x30x15cm
100x300	20pcs	19/18kgs	45x30x15cm
100x350	20pcs	19.5/18.5kgs	45x30x15cm
100x400	20pcs	20/19kgs	50x30x15cm
100x500	10pcs	14/13kgs	58x14x15cm
100x600	10pcs	15/14kgs	68x14x15cm
100x800	10pcs	17/16kgs	88x14x15cm
100x1000	10pcs	19/18kgs	108x14x15cm
120x200	10pcs	15/14kgs	49x16x18.5cm
120x250	10pcs	16/15kgs	49x16x18.5cm
120x300	10pcs	17/16kgs	49x16x18.5cm
120x350	10pcs	18/17kgs	49x16x18.5cm
120x400	10pcs	19/18kgs	51x16x18.5cm
120x450	6pcs	12/11kgs	56x9.6x18.5cm

120x500	10pcs	12/11kgs	58x12x17cm
120x600	10pcs	13/12kgs	68x12x17cm
120x700	10pcs	14/13kgs	78x12x17cm
120x800	10pcs	15/14kgs	88x12x17cm
120x900	10pcs	16/15kgs	98x12x17cm
120x1000	10pcs	17/16kgs	108x12x17cm
120x1200	10pcs	19/18kgs	128x12x17cm

- * The Frame Made Of High Carbon Steel
- * Packing with a plastic bag
- * HS.Code: 82057000

120x600	10pcs	17/16kgs	70x15x17.5cm
120x700	10pcs	18/17kgs	80x15x17.5cm
120x800	10pcs	19/18kgs	90x15x17.5cm
120x900	10pcs	20/19kgs	100x15x17.5cm
120x1000	10pcs	21/20kgs	110x15x17.5cm
120x1200	6pcs	15/14kgs	130x9x17.5cm

- * Heavy Carpenter's Clamp
- * The Frame Made Use Carbon Steel
- * Packing with a plastic bag
- * HS.Code: 82057000

120x500	6pcs	13/12kgs	61x9.6x18.5cm
120x600	6pcs	14/13kgs	71x9.6x18.5cm
120x700	6pcs	15/14kgs	81x9.6x18.5cm
120x800	6pcs	16/15kgs	91x9.6x18.5cm
120x900	6pcs	17/16kgs	101x9.6x18.5cm
120x1000	6pcs	18/17kgs	111x9.6x18.5cm
120x1200	6pcs	21/20kgs	131x9.6x18.5cm

- * German Style DIN5117
- * The Frame Made Use Carbon Steel
- * Packing with a plastic bag

LS 283

German Type Carpenter's Clamp



- * German Style of Two Colors Carpenter's Clamp
- * The Frame Made Use Carbon Steel
- * Packing with a plastic bag

Size:	Packing	G.W.N.W.	MEAS
50x150	50pcs	19/18kgs	42x26x18cm
50x200	50pcs	20/19kgs	38x29x18cm
50x250	50pcs	21/20kgs	41x33x18cm
50x300	50pcs	22/21kgs	41x38x18cm
50x400	50pcs	23/22kgs	48x41x18cm
50x150x2	25sets	19/18kgs	43x27x18cm
50x200x2	25sets	20/19kgs	39x30x18cm
80x150	20pcs	17/16kgs	45x30x12.5cm
80x200	20pcs	18/17kgs	45x30x12.5cm
80x250	20pcs	19/18kgs	45x30x12.5cm
80x300	12pcs	12/11kgs	45x19x12.5cm
80x400	12pcs	13/12kgs	48x19x12.5cm
80x500	12pcs	14/13kgs	58x19x12.5cm
80x600	12pcs	15/14kgs	68x19x12.5cm

120x200	10pcs	16/15kgs	52x17x18.5cm
120x250	10pcs	17/16kgs	52x17x18.5cm
120x300	10pcs	18/17kgs	52x17x18.5cm
120x350	10pcs	19/18kgs	52x17x18.5cm
120x400	10pcs	20/19kgs	52x17x18.5cm
120x450	6pcs	13/12kgs	56x10.5x18.5cm
120x500	6pcs	14/13kgs	61x10.5x18.5cm
120x600	6pcs	15/14kgs	71x10.5x18.5cm
120x700	6pcs	16/15kgs	81x10.5x18.5cm
120x800	6pcs	17/16kgs	91x10.5x18.5cm
120x900	6pcs	18/17kgs	101x10.5x18.5cm
120x1000	6pcs	19/18kgs	111x10.5x18.5cm
120x1200	4pcs	15/14kgs	131x7x18.5cm



Hand Saw, Saw Blade & Band Saw Firmer Chisel & Clamp

LS 300

Chalk Line Reels



Size: 15 M, 30 M

15 M 100pcs/Qty G.w.: 14 kgs

Meas: 44x25x38CM

30 M 100pcs/Qty G.w.: 15 kgs

Meas:44x25x38CM

* Chalk Line Reels for Woodworking

* Plastic shell

LS 303

3 Pcs/Set Chalk Line Reels with writing ink



Size:

3 pcs/set 60pcs/Qty G.w.: 15 kgs

Meas:92x37.5x33CM

* 15 m Chalk Line Reels, writing ink and spirit bubble.

* Packing with double Blister card

LS 306

2 Pcs/Set Chalk Line Reels with writing ink



Size:

* 15 m Chalk Line Reels, writing ink

* Packing with double Blister card

LS 301

2 Pcs/Set Chalk Line Reels with writing ink



Size:

Pack: 48pcs/Qty G.w.: 15 kgs Meas:41x32x52CM

* 15 m or 30m Chalk Line Reels, writing ink and spirit bubble.

* Packing with Blister card

* HS code: 9017200000

LS304

2 Pcs/Set Chalk Line Reels with writing ink



Size:

2 pcs/set 60pcs/Qty G.w.: 14 kgs

Meas:92x37.5x33CM

* 15 m Chalk Line Reels, writing ink

* Packing with double Blister card

LS 302

Chalk Line Reels



Size:

15mm 120pcs/Qty G.w.: 11 kgs

Meas: 53x32x41CM

30mm 120pcs/Qty G.w.: 11.5 kgs

Meas:53x32x41CM

* Chalk Line Reels for Woodworking

* Plastic shell. Packing with blister card

LS 305

Chalk Line Reels



Size: 15 M, 30 M

15 M 100pcs/Qty G.w.: 14 kgs

Meas: 44x25x38CM

30 M 100pcs/Qty G.w.: 15 kgs

Meas:44x25x38CM

* Chalk Line Reels for Woodworking

* Aluminum shell

LS 310

Light Type Smoothing Plane



- Size:**
- NO.3 12PCS/Qty G.W/N.W.: 16/15 kgs
Meas: 43x26x30cm
- NO.4 12PCS/Qty G.W/N.W.: 17/16 kgs
Meas: 43x26x30cm
- NO.5 12PCS/Qty G.W/N.W.: 18/17 kgs
Meas: 43x37x30cm
- * NO.3: Length: 235mm (9-1/4"),
Width of knife edge: 1-3/4"
 - NO.4: Length: 250mm (10"),
Width of knife edge: 2"
 - NO.5: Length: 355mm (14"),
Width of knife edge: 2"
- * High quality Bench Plane For Woodworking.
 - * Packing with a color paper box.

LS 311

Heavy Type Bench Plane



- Size:**
- NO.3 Knife Length: 240mm (9-1/2"),
Width: 1-3/4"
- 12PCS/Qty G.W/N.W.: 20/19kgs
Meas:43x26x30cm
- NO.4 Knife Length: 245mm (9-3/4"),
Width: 2"
- 12PCS/Qty G.W/N.W.: 21/120 kgs
Meas: 43x26x30cm
- NO.5 Knife Length: 355mm (14"),
Width: 12"
- 12PCS/Qty G.W/N.W.:28/27 kgs
Meas: 43x37x30cm
- * High quality Bench Plane For Woodworking.
 - * Packing with a color paper box or blister.

LS 312

2pcs/set Bench Plane



- Size:**
- 2pcs/set Length: 160mm & 235mm ,
Width of knife edge: 40mm/45mm
- Packing: 24Set/Qty G.W/N.W.: 21/20 kgs
Meas: 56x28x38cm
- * High quality Bench Plane For Woodworking.
 - * Packing with blister.
 - * HS code: 82053000

LS 316

Spoke Shave



- Size:** 9"
- * Packing: 72pcs/Qty G.W.: 20.5Kg
Meas:52x32x33cm
- * High Quality Carbon Steel
 - * High quality Spoke Shave For Woodworking.
 - * Packing with blister.
 - * HS code: 82053000

LS 318

Adjust Spoke Shave



- Size:** 9", 10"
- Packing: 9" 48pcs/Qty G.W.: 15Kgs
Meas:41x25x28cm
- 10" 24pcs/Qty G.W.: 12Kgs
Meas:41x27.5x14cm
- * High Quality Carbon Steel
 - * Knife width: 1-3/4" & 2"
 - * Packing with paper box.



LS 320

Spoke Shave knife blade



Size: 1-3/4"(44mm)
Packing: 180pcs/Qty G.W.:13Kgs
Meas: 37x21.5x12cm
 * High Quality Carbon Steel
 * Packing with blister.
 * HS code: 82053000

LS 321

Plane Knife



Size:
 1-1/2"(38mm) 120pcs/Qty G.W.: 18Kgs
Meas:44x36x13.5cm
 1-3/4"(44mm) 120pcs/Qty G.W.: 20Kgs
Meas:44x36x13.5cm
 2" (51mm) 120pcs/Qty G.W.: 22Kgs
Meas:44x36x13.5cm
 2-1/4"(57mm) 120pcs/Qty G.W.: 24Kgs
Meas:44x36x13.5cm
 * High Quality Carbon Steel
 * Packing with blister.

LS 322

Top Iron and Screw



Size:
 1-1/2"(38mm) 120pcs/Qty G.W.: 16Kgs
Meas:40x36x13.5cm
 1-3/4"(44mm) 120pcs/Qty G.W.: 18Kgs
Meas:40x36x13.5cm
 2" (51mm) 120pcs/Qty G.W.: 20Kgs
Meas:40x36x13.5cm
 2-1/4"(57mm) 120pcs/Qty G.W.: 22Kgs
Meas:40x36x13.5cm
 * Carbon Steel
 * Packing with blister.

LS 330

3 Pcs/Set Auger Bit



Size:
 6x90mm, 8x90mm, 10x100mm
Packing: 60Set/qty G.W.: 6 kgs
Meas: 48x20x26cm
 9x100mm, 12x100mm, 15x110mm
Packing: 60Set/qty G.W.: 9 kgs
Meas: 48x20x26cm
 * High Quality Carbon Steel.HRC 42-52
 * Packing with Blister.
 * Auger Bit For Woodworking
 * HS.Code: 82051000

LS 331

6 Pcs/Set Auger Bit



Size:
 10,12,16,20,22,25x200mm
 * High Quality Carbon Steel.HRC 42-52
 * Packing with Wood Box.
 * Auger Bit For Woodworking
 * Packing: 20Set/qty G.W./N.W.: 19/18 kgs
Meas: 55x20x46cm
 * HS. Code: 82051000

LS 340

Straight Router Bit



Size: 1/4 x 1/4, 1/4 x 5/16, 1/4 x 3/8
 1/4 x 1/2, 1/4 x 5/8, 1/4 x 3/4
 1/4 x 7/8, 1/4 x 1, 1/2 x 1/4
 1/2 x 5/16, 1/2 x 3/8, 1/2 x 1/2
 1/2 x 5/8, 1/2 x 3/4, 1/2 x 7/8
 1/2 x 1
 * High Quality Carbon Steel.
 * Packing with Blister.
 * Straight Router Bit For Woodworking
 * HS.Code: 82051000





Whatsapp



Wechat

 **Skype : longsharptools**

 **<https://twitter.com/Longsharptools>**

 **<https://www.instagram.com/longsharptool/>**

 **<https://www.facebook.com/profile.php?id=100088553560550>**



C-MAN